














# Info Sheet

## Drainage Elements for Walk- and Driveways

Element	Drivability during installation	Walkways	Driveways		Pressure resistance	Drainage capacity	Applicable on inverted roofs	Material
FD 40	no				medium	high	✓	PE
DBV 10	yes, with light weight machinery				medium	medium	✗	PP/PE
FX 50	yes, with light weight machinery				medium	medium	✓	PP/PE
SD 30	yes		even with ponding water		high	high	✓	PS
PD 250	yes				high	high	✗	ABS + rubber mat
FD 60 neo	Only when driving over already applied base layer		even on 0° roofs		medium - very high, depending on thickness of base layer and type of	high	✓	PE
EL 202	yes		Driveways for cars possible even without gravel base layer		very high	medium	✗	rubber